


frühe Compositionen

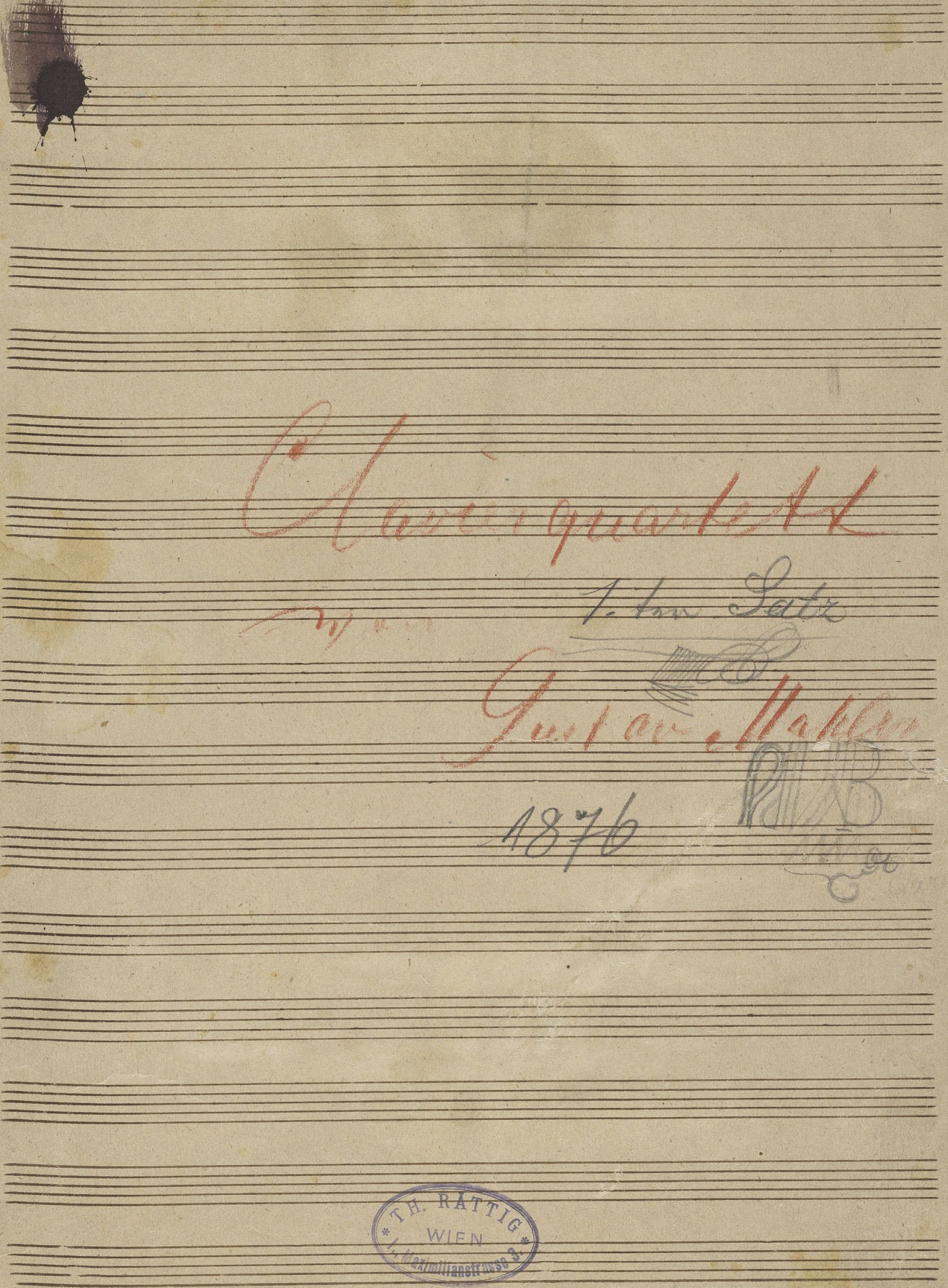
Clavier-Quartett 1. Satz

1876

von Gustav Mahler



M 23/4



Clavier quartett


1. ten Satz

Justav. Haydn

1876

Handwritten initials and flourishes





1. Satz.

Niess zu fymal

Violin

Viola

Cello

Clavier

Mit Clavier auf Herf

Solo

Leute
quite

zum

zum



(secular instrumental)

The image shows a handwritten musical score on aged paper, organized into three systems. Each system consists of three staves: a top staff with a treble clef, a middle staff with a bass clef, and a bottom staff with a bass clef. The notation is dense and includes various note values, rests, and clef changes. The first system begins with a treble clef and a key signature of one flat. The second system continues the piece with similar notation. The third system concludes with a double bar line and the word "Entschlossen" written in a cursive hand above the staves. The paper shows signs of age, including some staining and wear.

Entschlossen

This page of handwritten musical notation, page 3, features several systems of staves. The notation is dense and includes various musical symbols such as notes, rests, clefs, and accidentals. The paper is aged and shows some wear and tear. The notation is written in black ink on a light-colored, textured paper. The first system at the top has two staves with notes and rests. The second system has two staves with notes and rests. The third system has two staves with notes and rests. The fourth system has two staves with notes and rests. The fifth system has two staves with notes and rests. The sixth system has two staves with notes and rests. The seventh system has two staves with notes and rests. The eighth system has two staves with notes and rests. The ninth system has two staves with notes and rests. The tenth system has two staves with notes and rests. The eleventh system has two staves with notes and rests. The twelfth system has two staves with notes and rests. The thirteenth system has two staves with notes and rests. The fourteenth system has two staves with notes and rests. The fifteenth system has two staves with notes and rests. The sixteenth system has two staves with notes and rests. The seventeenth system has two staves with notes and rests. The eighteenth system has two staves with notes and rests. The nineteenth system has two staves with notes and rests. The twentieth system has two staves with notes and rests. The twenty-first system has two staves with notes and rests. The twenty-second system has two staves with notes and rests. The twenty-third system has two staves with notes and rests. The twenty-fourth system has two staves with notes and rests. The twenty-fifth system has two staves with notes and rests. The twenty-sixth system has two staves with notes and rests. The twenty-seventh system has two staves with notes and rests. The twenty-eighth system has two staves with notes and rests. The twenty-ninth system has two staves with notes and rests. The thirtieth system has two staves with notes and rests. The thirty-first system has two staves with notes and rests. The thirty-second system has two staves with notes and rests. The thirty-third system has two staves with notes and rests. The thirty-fourth system has two staves with notes and rests. The thirty-fifth system has two staves with notes and rests. The thirty-sixth system has two staves with notes and rests. The thirty-seventh system has two staves with notes and rests. The thirty-eighth system has two staves with notes and rests. The thirty-ninth system has two staves with notes and rests. The fortieth system has two staves with notes and rests. The forty-first system has two staves with notes and rests. The forty-second system has two staves with notes and rests. The forty-third system has two staves with notes and rests. The forty-fourth system has two staves with notes and rests. The forty-fifth system has two staves with notes and rests. The forty-sixth system has two staves with notes and rests. The forty-seventh system has two staves with notes and rests. The forty-eighth system has two staves with notes and rests. The forty-ninth system has two staves with notes and rests. The fiftieth system has two staves with notes and rests. The fifty-first system has two staves with notes and rests. The fifty-second system has two staves with notes and rests. The fifty-third system has two staves with notes and rests. The fifty-fourth system has two staves with notes and rests. The fifty-fifth system has two staves with notes and rests. The fifty-sixth system has two staves with notes and rests. The fifty-seventh system has two staves with notes and rests. The fifty-eighth system has two staves with notes and rests. The fifty-ninth system has two staves with notes and rests. The sixtieth system has two staves with notes and rests. The sixty-first system has two staves with notes and rests. The sixty-second system has two staves with notes and rests. The sixty-third system has two staves with notes and rests. The sixty-fourth system has two staves with notes and rests. The sixty-fifth system has two staves with notes and rests. The sixty-sixth system has two staves with notes and rests. The sixty-seventh system has two staves with notes and rests. The sixty-eighth system has two staves with notes and rests. The sixty-ninth system has two staves with notes and rests. The seventieth system has two staves with notes and rests. The seventy-first system has two staves with notes and rests. The seventy-second system has two staves with notes and rests. The seventy-third system has two staves with notes and rests. The seventy-fourth system has two staves with notes and rests. The seventy-fifth system has two staves with notes and rests. The seventy-sixth system has two staves with notes and rests. The seventy-seventh system has two staves with notes and rests. The seventy-eighth system has two staves with notes and rests. The seventy-ninth system has two staves with notes and rests. The eightieth system has two staves with notes and rests. The eighty-first system has two staves with notes and rests. The eighty-second system has two staves with notes and rests. The eighty-third system has two staves with notes and rests. The eighty-fourth system has two staves with notes and rests. The eighty-fifth system has two staves with notes and rests. The eighty-sixth system has two staves with notes and rests. The eighty-seventh system has two staves with notes and rests. The eighty-eighth system has two staves with notes and rests. The eighty-ninth system has two staves with notes and rests. The ninetieth system has two staves with notes and rests. The ninety-first system has two staves with notes and rests. The ninety-second system has two staves with notes and rests. The ninety-third system has two staves with notes and rests. The ninety-fourth system has two staves with notes and rests. The ninety-fifth system has two staves with notes and rests. The ninety-sixth system has two staves with notes and rests. The ninety-seventh system has two staves with notes and rests. The ninety-eighth system has two staves with notes and rests. The ninety-ninth system has two staves with notes and rests. The hundredth system has two staves with notes and rests.

This image shows a page of handwritten musical notation on aged, yellowed paper. The page is numbered '4' in the top left corner. The notation is organized into several systems, each consisting of multiple staves. The first system includes a treble clef staff, a bass clef staff, and a common time (C) staff. The second system features a treble clef staff, a bass clef staff, and a common time (C) staff. The third system consists of a treble clef staff, a bass clef staff, and a common time (C) staff. The fourth system includes a treble clef staff, a bass clef staff, and a common time (C) staff. The fifth system features a treble clef staff, a bass clef staff, and a common time (C) staff. The sixth system consists of a treble clef staff, a bass clef staff, and a common time (C) staff. The notation includes various note values, rests, and clefs, with some markings such as 'p' and 'f' indicating dynamics. The paper shows signs of age, including discoloration and some wear at the edges.

This page contains a handwritten musical score on aged, yellowed paper. The score is organized into six systems, each consisting of two staves. The upper staff of each system uses a treble clef, and the lower staff uses a bass clef. The notation includes various note values (quarter, eighth, and sixteenth notes), rests, and dynamic markings such as *mf*, *f*, and *ff*. There are also some markings that appear to be *q* or *g* with a horizontal line underneath. The music is written in a fluid, cursive style characteristic of 18th or 19th-century manuscripts. The paper shows signs of age, including some staining and discoloration.

This page contains a handwritten musical score on aged, yellowed paper. The score is organized into several systems, each consisting of multiple staves. The notation is dense and includes various musical symbols such as treble and bass clefs, notes, rests, and complex chordal structures. Dynamic markings like 'p' (piano) and 'tr.' (trill) are visible. The paper shows signs of age, including some staining and foxing. The overall style is that of a personal or working manuscript.

This page contains a handwritten musical score on aged, yellowed paper. The score is organized into several systems of staves. At the top, there are three staves with rests and some initial notation. Below these are two systems of four staves each, containing complex musical notation with various notes, rests, and accidentals. The notation includes treble and bass clefs, and various note values. There are several annotations in Italian: "Tubo" is written above the first system of four staves; "Groatu" is written above the second system; "con Gdammum" is written below the second system; and "Com Gctm" is written at the bottom right. A large, stylized flourish or signature is visible at the bottom right of the page. The paper shows signs of age, including some staining and wear.

Handwritten musical score for the first system, featuring five staves with various musical notations including notes, rests, and clefs.

Violin

Viola

Clavier

Cello

Handwritten musical score for the second system, including annotations such as "Cin'ova" and "Consolato".



Clavier

Cello

Handwritten musical score for the third system, showing musical notation on several staves.

Handwritten scribbles and markings at the bottom left of the page.

Viola
Clavier

The musical score is written in a cursive hand. The first system consists of four staves. The top two staves are for the Viola, and the bottom two are for the Clavier. The second system also consists of four staves, with the top two for the Viola and the bottom two for the Clavier. The notation includes various notes, rests, and accidentals. There are some corrections and scribbles on the right side of the page, particularly in the lower half.

Hal
be
del

This image shows a page of handwritten musical notation on aged, yellowed paper. The page is numbered '10' in the top left corner. The notation is organized into several systems, each consisting of multiple staves. The first system at the top features a treble clef and a key signature with one flat (B-flat). It contains several measures of music with various note values and rests. The second system is more complex, featuring a treble clef and a key signature with two flats (B-flat and E-flat). It includes dense, overlapping notation with many beamed notes and some slanted lines, possibly indicating a specific performance technique or a complex rhythmic pattern. The third system continues with a treble clef and a key signature of two flats, showing more standard musical notation. The fourth system is highly complex, with a treble clef and a key signature of two flats, featuring very dense and overlapping notation that is difficult to decipher. The fifth system shows a treble clef and a key signature of two flats, with notation that appears to be a continuation of the previous system's complexity. The paper shows signs of age, including some staining and wear, particularly at the bottom left corner.

Handwritten musical notation on a grand staff. The treble clef part contains a melodic line with various notes and accidentals. The bass clef part contains a few notes and rests.

Handwritten musical notation on a grand staff. The treble clef part is dense with notes and accidentals. The bass clef part contains notes and rests.

Handwritten musical notation on a grand staff. The treble clef part has a large 'G' written over it. The bass clef part contains notes and rests.

Handwritten musical notation on a grand staff. The treble clef part contains notes and rests. The bass clef part contains notes and rests.

Handwritten musical notation on a grand staff. The treble clef part contains notes and rests. The bass clef part contains notes and rests.

Handwritten musical notation on a grand staff. The treble clef part contains notes and rests. The bass clef part contains notes and rests.

Handwritten musical notation on a grand staff. The treble clef part contains notes and rests. The bass clef part contains notes and rests.





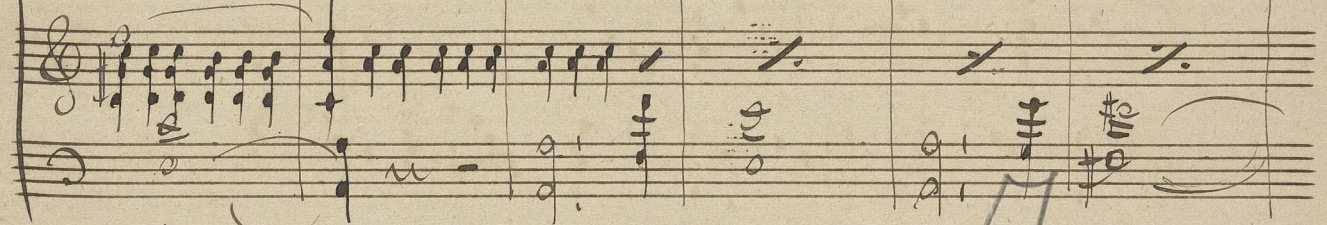

Handwritten musical score for the first system, featuring vocal lines and piano accompaniment. The lyrics "afun sin" and "afun dümmyra" are written above the vocal staves. The piano part includes complex chordal textures and rhythmic patterns.

Handwritten musical score for the second system, including a section marked "Kislow" and "g taile". The piano part features a prominent rhythmic pattern with repeated notes and rests, and a section with a vertical bar line.

Handwritten musical score for the third system, featuring lyrics "Mit dümmyra" and "Mit dümmyra". The piano part includes a section with repeated rhythmic figures and a final melodic flourish.

HL

ufm Dümpfer



This page contains a handwritten musical score on aged paper. The score is organized into several systems, each consisting of multiple staves. The notation is dense and includes a variety of musical symbols:

- Staff 1 (Top):** Treble clef, starting with a common time signature (C). It features a melodic line with eighth and sixteenth notes, including a sharp sign (#) and a double sharp sign (##).
- Staff 2:** Treble clef, containing a series of notes with sharp signs (#) and a common time signature (C).
- Staff 3:** Treble clef, showing a more complex melodic line with many beamed notes and sharp signs (#).
- Staff 4:** Bass clef, providing a harmonic accompaniment with notes and sharp signs (#).
- Staff 5:** Treble clef, featuring a melodic line with a common time signature (C) and various note values.
- Staff 6:** Treble clef, containing notes with sharp signs (#) and a common time signature (C).
- Staff 7:** Treble clef, showing a melodic line with a common time signature (C) and various note values.
- Staff 8:** Treble clef, containing notes with sharp signs (#) and a common time signature (C).
- Staff 9:** Treble clef, featuring a melodic line with a common time signature (C) and various note values.
- Staff 10:** Treble clef, containing notes with sharp signs (#) and a common time signature (C).
- Staff 11:** Treble clef, showing a melodic line with a common time signature (C) and various note values.
- Staff 12:** Treble clef, containing notes with sharp signs (#) and a common time signature (C).
- Staff 13:** Treble clef, featuring a melodic line with a common time signature (C) and various note values.
- Staff 14:** Treble clef, containing notes with sharp signs (#) and a common time signature (C).
- Staff 15:** Treble clef, showing a melodic line with a common time signature (C) and various note values.
- Staff 16:** Treble clef, containing notes with sharp signs (#) and a common time signature (C).
- Staff 17:** Treble clef, featuring a melodic line with a common time signature (C) and various note values.
- Staff 18:** Treble clef, containing notes with sharp signs (#) and a common time signature (C).
- Staff 19:** Treble clef, showing a melodic line with a common time signature (C) and various note values.
- Staff 20:** Treble clef, containing notes with sharp signs (#) and a common time signature (C).

This image shows a page of handwritten musical notation on aged, yellowed paper. The page is numbered '15' in the top right corner. The notation is organized into several systems, each consisting of multiple staves. The top system includes a treble clef and a key signature with one sharp (F#). The notation is dense, featuring various note values, rests, and clefs. There are several large, handwritten annotations or corrections in the lower right portion of the page, including a large 'u' and a large 'L'. The paper shows signs of age, with some staining and wear along the edges.

Handwritten musical notation for the first system. It features a treble clef, a key signature of one sharp (F#), and a 2/4 time signature. The notation includes a melody line and a bass line with chords. There are some ink stains on the left side of the page.

Handwritten musical notation for the second system, continuing the melody and bass line from the first system. It includes various musical symbols like notes, rests, and accidentals.

Handwritten musical notation for the third system, concluding the piece. It includes a final cadence and some additional markings below the staff.

EM

myrren rubato und langsam

Handwritten musical score for the first system. It consists of a grand staff with a treble clef on the top staff and a bass clef on the bottom staff. The music includes various note values, rests, and dynamic markings such as 'p' (piano) and 'ped' (pedal). There are also some handwritten annotations above the staff, possibly indicating performance instructions.

Handwritten musical score for the second system. It continues the piece with similar notation. This system includes markings such as 'trist' (tristezza) and 'pizz' (pizzicato). The notation is dense with many notes and rests, and includes various dynamic and performance markings. There are also some handwritten annotations and corrections throughout the system.

Andante

The first system of the handwritten musical score consists of five staves. The top staff is a vocal line with a treble clef and a key signature of one flat. It begins with the word "Andante" written above the staff. The notes are mostly quarter and eighth notes, with some rests. The lower four staves represent the piano accompaniment, with various clefs and complex rhythmic patterns including sixteenth and thirty-second notes.

The second system continues the musical piece with five staves. The vocal line remains in the top staff, showing more melodic development. The piano accompaniment is dense and intricate, with many beamed notes and complex rhythmic figures. There are some markings like "p" (piano) and "f" (forte) scattered throughout the system.

STACCATO

ppp

The third system is marked "STACCATO" and "ppp" (pianissimo). It features five staves. The piano accompaniment is particularly dense and rhythmic, with many vertical strokes and beamed notes. The vocal line is less prominent in this system, with some rests and simple notes. There are some scribbles and corrections in the lower staves.

The fourth system consists of five staves. The vocal line is in the top staff, with some notes and rests. The piano accompaniment is very active and rhythmic, with many beamed notes and complex patterns. There are some large scribbles and corrections at the bottom of the system, including a large circular scribble and some smaller markings.

Handwritten musical notation on a five-line staff. It begins with a treble clef and contains several measures of music with notes and rests. The notation is somewhat faded and includes some scribbles.

Handwritten musical notation on a five-line staff, starting with a treble clef and containing a few notes and rests. The rest of the staff is mostly blank with some faint lines.

Handwritten musical notation on a five-line staff, consisting of a series of notes. A large, complex scribble overlaps the right side of the staff.

Handwritten musical notation on a five-line staff, consisting of a series of notes. A signature or initials are written below the staff.

A series of empty five-line musical staves, totaling about ten staves, arranged vertically on the page.